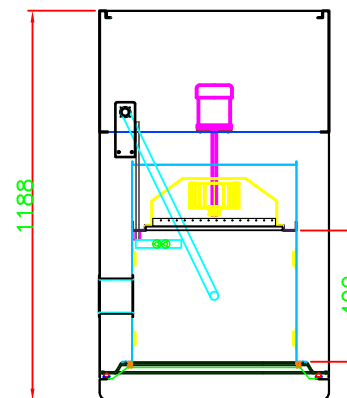


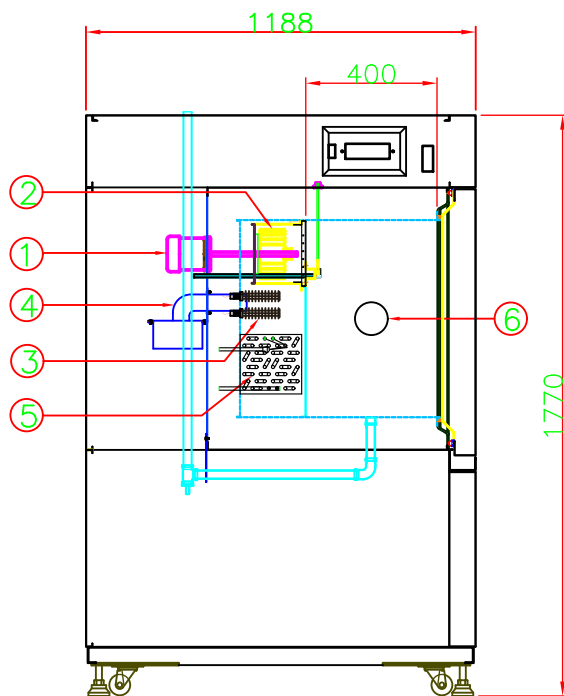
For reference only and further notice if any changes occur

INSTRUCTIONS:

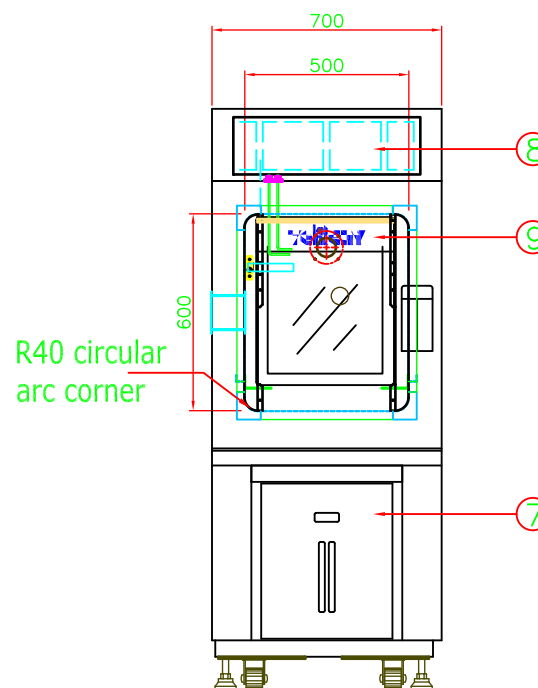
- 1. Motor
- 2. Fan
- 3. Heater
- 4. Humidifier
- 5. Evaporator
- 6. Cable port dia100mm on left wall
- 7. Water tank
- 8. Control panel
- 9. Window



TOP VIEW



LEFT VIEW



FRONT VIEW

R40 circular arc corner

MODEL	MHK-120-CE	SCALE	1:12	DESIGNED		DRAWING NUMBER	
NAME	CHAMBER DRAWING	UNIT	MM	DRAWN		NO. 120000MHK	
DATE	2013-5-16	QTY	1	CHECKED		MATERIAL	SUS #304