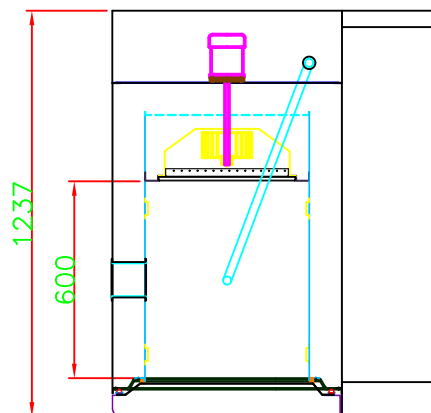


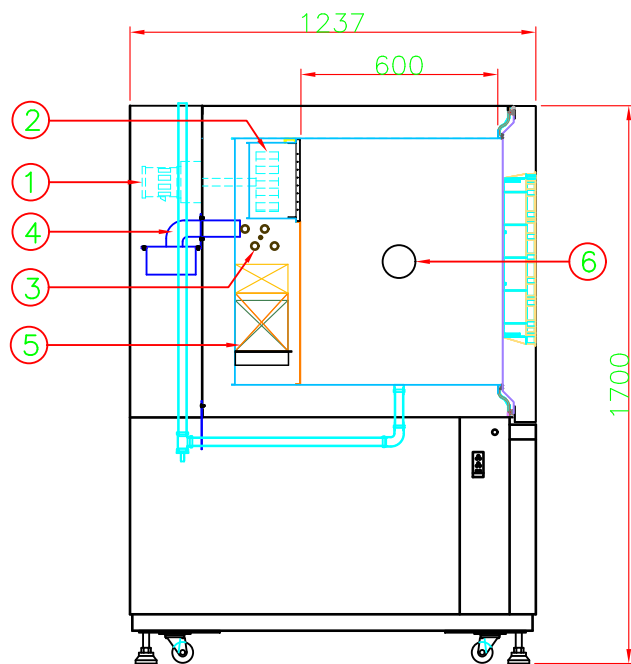
For reference only and further notice if any changes occur

## INSTRUCTIONS:

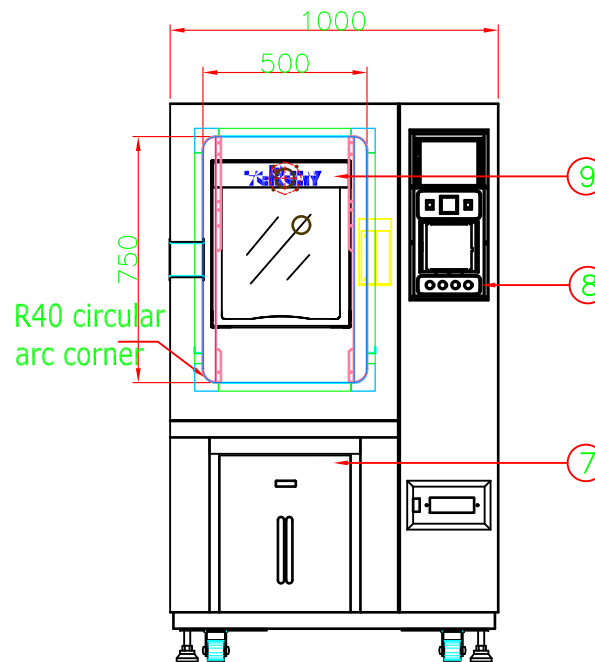
1. Circulation motor
2. Fan
3. Heater
4. Humidifier
5. Evaporator
6. Cable port dia100mm on left wall
7. Water tank
8. Control panel
9. Window



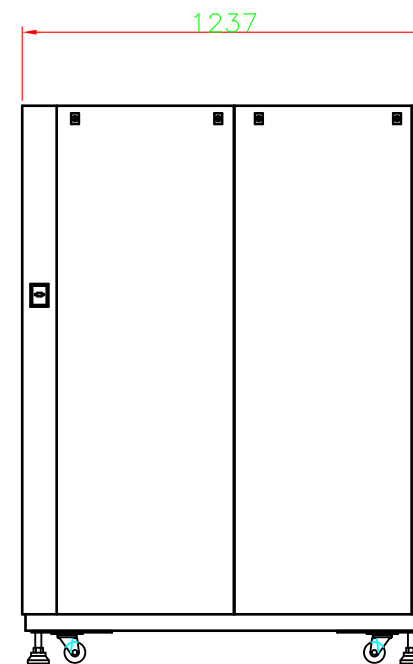
TOP VIEW



LEFT VIEW



FRONT VIEW



RIGHT VIEW

MODEL	MHK-225-CE	SCALE	1:12	DESIGNED		DRAWING NUMBER		THE COPYRIGHT OF THIS DRAWING IS THE PROPERTY OF TERCHY. THE DRAWING IS SUPPLIED IN CONFIDENCE AND MUST NOT BE USED FOR ANY PURPOSE OTHER THAN THAT FOR WHICH IT IS SUPPLIED.	
NAME	CHAMBER DRAWING	UNIT	MM	DRAWN		NO. 225000MHK			
DATE	2013-5-16	QTY	1	CHECKED		MATERIAL	SUS #304		