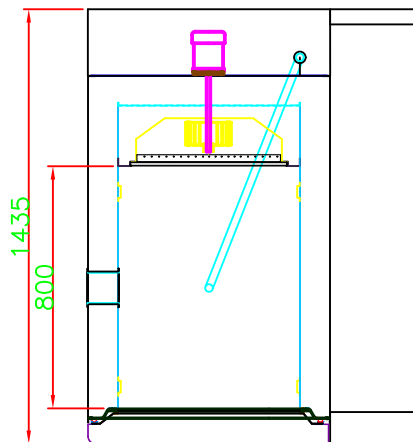


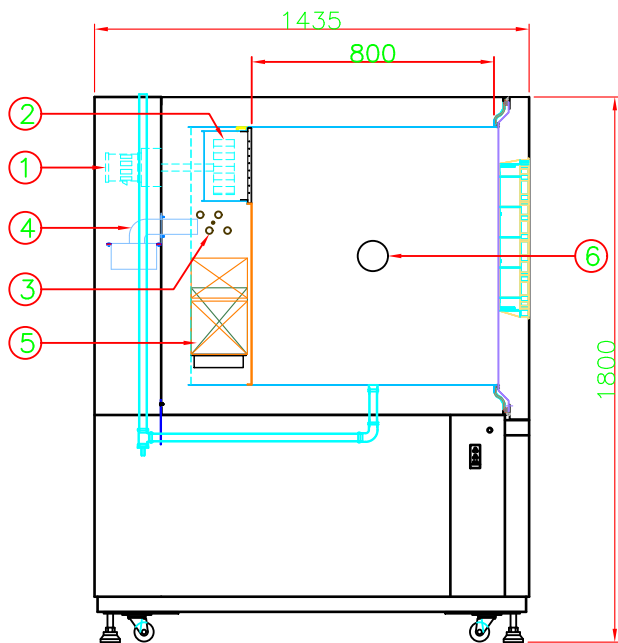
For reference only and further notice if any changes occur

INSTRUCTIONS:

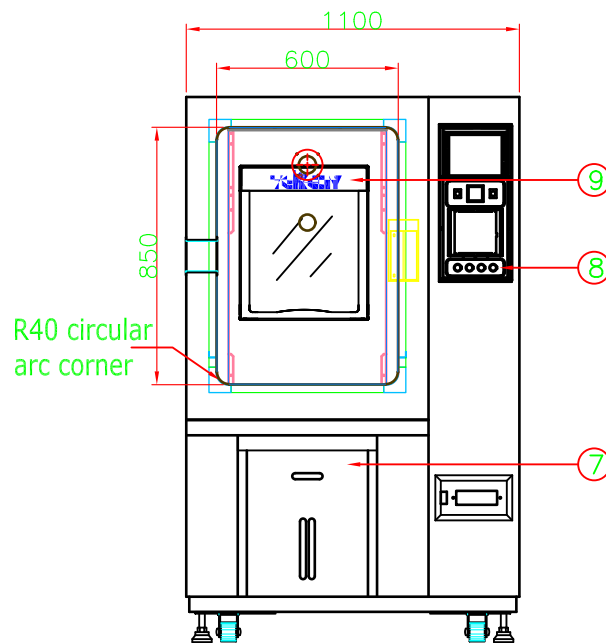
1. Circulation motor
2. Fan
3. Heater
4. Humidifier
5. Evaporator
6. Cable port dia100mm on left wall
7. Water tank
8. Control panel
9. Window



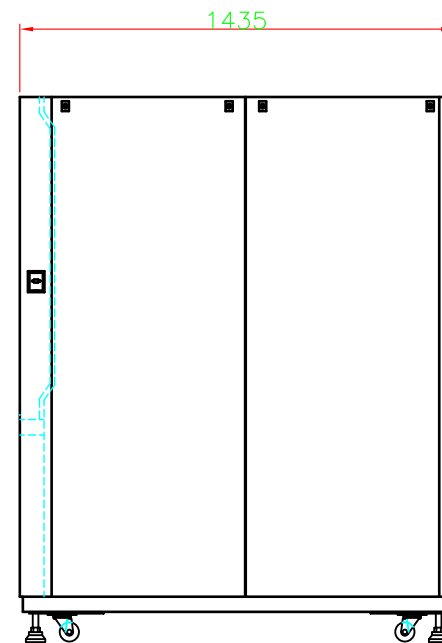
TOP VIEW



LEFT VIEW



FRONT VIEW



RIGHT VIEW

MODEL	MHK-408-CE	SCALE	1:12	DESIGNED	
NAME	CHAMBER DRAWING	UNIT	MM	DRAWN	
DATE	2013-5-16	QTY	1	CHECKED	

DRAWING NUMBER	
NO.	408000MHK
MATERIAL	SUS #304

THE COPYRIGHT OF THIS DRAWING IS THE PROPERTY OF TERCHY. THE DRAWING IS SUPPLIED IN CONFIDENCE AND MUST NOT BE USED FOR ANY PURPOSE OTHER THAN THAT FOR WHICH IT IS SUPPLIED.	
Version	02